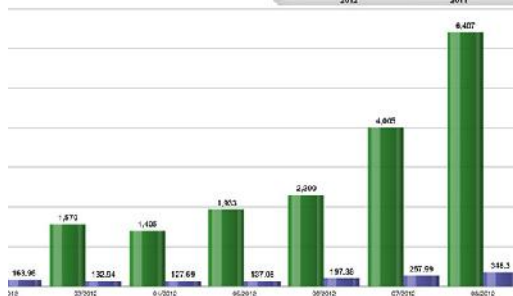
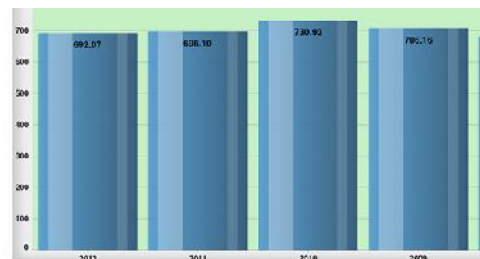
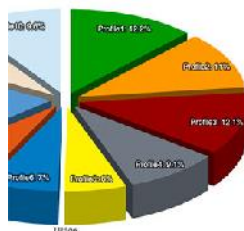


Business Intelligence for the Utility Industry

Too much data? Data stored in multiple applications? Get help making sense of all your information! View system information in Real Time!

THE ANSWER TO INFORMATION OVERLOAD IS UTILITY STAR ANALYTICS!

Utility Business Intelligence combined with an intelligent, powerful analytic dashboard solution that puts real-time information at your fingertips.



GATHER INSIGHT FOR SUCCESS

Utility Star Analytics utilizes state-of-the-art technology capability

- Thin Client (Browser based) architecture
- View combined data sources on one convenient screen

WHAT IS ANALYTICS?

Turn Statistical Data Into Valuable Information With Business Intelligence for Utility Providers

Utility organizations collect more data than ever before and increasingly utilize powerful technology systems to help run customer service operations. With ever increasing demands to improve operational efficiency, reduce customer response time and enhance overall customer satisfaction, the current challenges facing utility employees can be daunting at times.



- Graphical data display makes information easy to interpret
- Interactive dashboard views with data drill-down capability
- Receive Real-time updates & alerts
- Connectivity to multiple database sources

Utility Star Analytics
transforms
raw data into valuable
information

- View generalized information to identify big picture trends
- View specific information metrics to analyze detailed results
- View key performance metrics for organizational performance evaluation
- Monitor utility customer consumption efficiency for optimum rate analysis
- Review utility customer collection efficiency for performance measurement
- Review equipment maintenance and repair statistics for optimum management scheduling
- Monitor energy or water conservation statistics to measure program effectiveness

Utility Star Analytics can provide useful insight from a sea of raw data and presents current and future trends in a graphical, easy to understand format. Pull together data from your billing, financial, SCADA, GIS systems and more. Viewing information in this way greatly helps utility decision-makers, managers and customer service employees make sense of their data and helps everyone use valuable information to make informed decisions and improve performance.

[To learn more, visit our Able Software website today!](#)

RECEIVE PROFESSIONAL ASSISTANCE

From Utility Star Analytics and Able Software Consultants

Able Software stands ready to provide a feature-rich business intelligence system for your utility organization. With over 10 years of experience working with utility companies, our knowledgeable solution consultants will help set up your Utility Star Analytics system, provide employee training and enable you to get the most out of your information systems. ASI is committed to understanding your information system requirements, designing metrics for measuring success and helping your utility operation improve performance. Able Software will provide the expertise to ensure a successful software project experience!



[To get started, request a demo now!](#)

Garth Stern
sales@able-soft.com
949.274.8321 x206



[Click Here for a Free Demo](#)

Copyright © 2013. Able Software All Rights Reserved.

[Forward this email](#)



Try it FREE today.

This email was sent to azhang@able-soft.com by sales@able-soft.com | [Update Profile/Email Address](#) | Instant removal with [SafeUnsubscribe™](#) | [Privacy Policy](#).

Able Software | 30 Corporate Park, Suite 104 | Irvine | CA | 92606